


R5 SERIES


SINGLE PHASE INVERTER





R5-0.7K-S1-15 | R5-1K-S1-15 | R5-1.5K-S1-15
R5-2K-S1-15 | R5-2.5K-S1-15 | R5-3K-S1-15

 Compact and light weight

 APP connection, all data at real time

 Remote maintenance configuration

 Quiet operation, no noise pollution

 External module with screen display

 High reliability, relay redundancy design

MODEL	R5-0.7K-S1-15	R5-1K-S1-15	R5-1.5K-S1-15	R5-2K-S1-15	R5-2.5K-S1-15	R5-3K-S1-15
DC Input						
Max. PV Array Power [Wp]@STC	1050	1500	2250	3000	3750	4500
Max. DC Voltage [V]	450				500	
MPPT Voltage Range [V]	40-425			50-450		
Rated DC Voltage [V]				360		
Start Voltage [V]	40			50		
Min. DC Voltage [V]				40		
Max. DC Input Current [A]				15		
Max. DC Short Circuit Current [A]				18		
No. of Strings per MPPT				1		
No. of MPPT				1		
DC Switch				Integrated		
AC Output						
Rated AC Power [W]	700	1000	1500	2000	2500	3000
Max. Apparent Power*[VA]	770	1100	1650	2200	2750	3300
Rated Output Current [A]@230Vac	3.1	4.4	6.6	8.7	10.9	13.1
Max. Output Current [A]	3.5	5.0	7.5	10	12.5	15
Rated AC Voltage/Range [V]	L+N+PE, 220,230,240/180 ~ 280					
Rated Output Frequency/Range [Hz]	50,60/45 ~ 55,55 ~ 65					
Power Factor [cos φ]	0.8 leading ~ 0.8 lagging					
Total Harmonic Distortion [THDi]	<3%					
Efficiency						
Max. Efficiency	97.2%	97.3%	97.4%	97.6%	97.7%	97.8%
Euro Efficiency	96.4%	96.7%	96.8%	97.0%	97.1%	97.2%
MPPT Efficiency	>99.9%					
Protection						
Internal Overvoltage Protection	Integrated					
DC Insulation Resistance Detection	Integrated					
Grid Monitoring	Integrated					
GFCI Monitoring	Integrated					
DCI Monitoring	Integrated					
AC Short Circuit Current Protection	Integrated					
AC Grounding Detection	Integrated					
DC Surge Protection	Integrated					
AC Surge Protection	Integrated					
Anti-islanding Protection	Integrated					
Interface						
DC Connection	MC4/H4					
AC Connection	Plug-in Connector					
Display	LED+APP					
Communication Port	RS232(USB)+RS485(RJ45)+DRM					
Communication	Wi-Fi/Ethernet/4G(Optional)					
General Parameters						
Topology	Non-isolated					
Consumption at Night [W]	<1					
Operating Temperature Range	-40°C to +60°C (45°C to 60°C with derating)					
Cooling Method	Natural Convection					
Ambient Humidity	0-100% Non-condensing					
Altitude	4000m (>3000m Power Derating)					
Noise [dBA]	<25					
Ingress Protection	IP65					
Mounting	Wall Mounting					
Dimensions [H*W*D] [mm]	302*289*142					
Weight [kg]	7.2			7.5		
Warranty [Year]	5/10/15/20					
Applicable Standard	EN 62109-1/2, EN 61000-6-1/2/3/4, EN 50438, EN 50549, C10/11, IEC 62116, IEC 61727, RD 1699, RD 413, UNE 206006, UNE 206007, NTS, CEI 0-16, CEI 0-021, AS 4777.2, NBR 16149, NBR 16150 VDE-AR-N 4105, VDE 0126-1-1					

Remarks: *According to C10/C11, Max. Apparent Power= Rated AC Power.

R5 SERIES SINGLE PHASE INVERTER




R5-3K-S2-15 | R5-3.6K-S2-15 | R5-4K-S2-15
R5-5K-S2-15 | R5-5K-S2-15-B | R5-6K-S2-15
R5-6K-S2-15-IE | R5-7K-S2-15 | R5-8K-S2-15

 Lightning protection, High precision leakage monitoring

 Low standby consumption
High efficiency, high yield

 APP connection
All data at real time

 Remote maintenance
Remote configuration

 Quiet generation
No noise pollution

 Intelligent & grid-friendly
Active response to grid dispatch

MODEL	R5-3K-S2-15	R5-3.6K-S2-15	R5-4K-S2-15	R5-5K-S2-15	R5-5K-S2-15-B	R5-6K-S2-15	R5-6K-S2-15-IE	R5-7K-S2-15	R5-8K-S2-15	
DC Input										
Max. PV Array Power [Wp]@STC	4500	5400	6000	7500	7500	9000	9000	10500	12000	
Max. DC Voltage [V]	600									
MPPT Voltage Range [V]	90-550									
Rated DC Voltage [V]	360									
Start Voltage [V]	100									
Min. DC Voltage [V]	80									
Max. DC Input Current [A]				15/15					30/15	
Max. DC Short Circuit Current [A]				18/18					36/18	
No. of Strings per MPPT				1/1					2/1	
No. of MPPT	2									
DC Switch	Integrated									
AC Output										
Rated AC Power [W]	3000	3680	4000	5000	5000	6000	5500	7000	8000	
Max. Apparent Power**[VA]	3300	3680	4400	5500	5000	6000	5500	7700	8000	
Rated Output Current [A]@230Vac	13.1	16.0	17.4	21.8 ²	21.8	26.1	25.0	30.5	34.8	
Max. Output Current [A]	14.4	16.0	19.2	23.9	21.8	26.1	25.0	33.5	34.8	
Rated AC Voltage/Range [V]	L+N+PE, 220,230,240/180 ~ 280									
Rated Output Frequency/Range [Hz]	50,60/45 ~ 55,55 ~ 65									
Power Factor [cos φ]	0.8 leading ~ 0.8 lagging									
Total Harmonic Distortion [THDI]	<3%									
Efficiency										
Max. Efficiency	97.8%	98.0%	98.0%	98.1%	98.1%	98.2%	98.2%	98.2%	98.3%	
Euro Efficiency	97.2%	97.5%	97.5%	97.6%	97.6%	97.6%	97.6%	97.7%	97.8%	
MPPT Efficiency	>99.9%									
Protection										
Internal Overvoltage Protection	Integrated									
DC Insulation Resistance Detection	Integrated									
Grid Monitoring	Integrated									
GFCI Monitoring	Integrated									
DCI Monitoring	Integrated									
AC Short Circuit Current Protection	Integrated									
AC Grounding Detection	Integrated									
DC Surge Protection	Integrated									
AC Surge Protection	Integrated									
Anti-islanding Protection	Integrated									
Interface										
DC Connection	MC4/H4									
AC Connection	Plug-in Connector						Terminal Block			
Display	LED+APP									
Communication Port	RS232(USB)+RS485(RJ45)+DRM									
Communication	Wi-Fi/Ethernet/4G(Optional)									
General Parameters										
Topology	Non-isolated									
Consumption at Night [W]	<1									
Operating Temperature Range	-40°C to +60°C (45°C to 60°C with derating)									
Cooling Method	Natural Convection									
Ambient Humidity	0-100% Non-condensing									
Altitude	4000m (>3000m Power Derating)									
Noise [dBA]	<25									
Ingress Protection	IP65									
Mounting	Wall Mounting									
Dimensions [H*W*D] [mm]	389*367*143						429*418*177			
Weight [kg]	12.2									
Warranty [Year]	5/10/15/20									
Applicable Standard	EN 62109-1/2, EN 61000-6-1/2/3/4, EN 50438, EN 50549, C10/11, IEC 62116, IEC 61727, RD 1699, RD 413, UNE 206006, UNE 206007, NTS, CEI 0-16, CEI 0-021, AS 4777.2, NBR 16149, NBR 16150 VDE-AR-N 4105, VDE 0126-1-1									

Remarks: ¹According to C10/C11, Max. Apparent Power= Rated AC Power.

²According to VDE-ARN-N 4105, Rated AC Current for R5-5K-S2-15 is 20A; According to AS4777.2, Rated AC Current for R5-5K-S2-15 is 21.7A.